

Organizer Guidelines

Region 9 Youth Team Challenge

Introduction

This program is a Schooling Show “work in progress.” It is hoped that GMO’s and individuals will contact Mary Wetzel, USDF Region 9 Youth Coordinator, with any constructive ideas, comments, and offers of help. The promotion of dressage as a team sport for youth adds to the educational and horsemanship aspects of the sport. Youth are nurtured and encouraged by their participation in teams. Regional programs are to be a stepping stone to the USDF High School Dressage Letter program and on to the USDF Intercollegiate Dressage programs in colleges and universities.

Information online

Information on the Youth Team Challenge can be obtained from <http://www.usdfregion9.org> on the Youth Council page and at <http://www.dressageteams.com>

**To Do In Advance: The Manager and Secretary must read this whole document.
All Region 9 Youth Team Challenges must be consistent for traveling competitors.**

The show committee may include Manager, Secretary, Treasurer, Awards, Stabling, Grounds, Advertising, Sponsorship, Program/Publicity, Hospitality, Scoring, Volunteer Coordinator.

1. Host Application and Approval

As soon as a location and date are known, send the completed host application to Mary to be able to apply to receive team awards at no cost to you. The host application is included in this information. If you know your approved dates and information before the insertion deadlines of the Region 9 Omnibus, you may enter your show in that publication. A list of approved shows as they sign up through the year will be kept online.

2. Schooling Shows and USEF/USDF Recognized Shows

This program is designed to stand alone as an approved Region 9 Youth Team Challenge schooling show or be held during any GMO or organization Open schooling show. The program is designed in this publication for schooling shows. To have an approved Region 9 Youth Team Challenge during a USEF/USDF recognized show, the management may do so IF they follow all the rules and regulations that apply to those shows.

A stand alone Region 9 Youth Team Challenge wishing to use the format as a two or one day youth team celebration should apply before the Omnibus printing deadline so the Challenge may be given special status as an adventure to travel to. If the Omnibus is missed, an online list is available to region youth. It is hoped that youth will be given the opportunity to travel to many of these competitions so that our youth are encouraged in dressage.

3. Insurance

The GMO or individual is financially and legally responsible for and during the Region 9 Youth Team Challenge and stands to gain or lose money in the event of a profit or loss. All income and expenses are deposited and paid out by the GMO or individual. Regionally sanctioned events must carry liability insurance of at least \$1 million to cover and protect the organization legally responsible. A copy of the insurance coverage with USDF Region 9 as an insured party for this event must be submitted to the USDF Region 9 Youth Council Chair for these schooling shows. You are reminded on the application form. You may purchase your insurance after initial approval. Please read the insurance information in the USDF Region Youth Team Championships booklet for regulations for recognized shows.

4. Judges and other personnel

To encourage the correct development of dressage it is necessary that judges hold at least an L designation.

TD, medical personnel, scorers, and farrier

Follow your GMO rules for schooling shows. If your schooling show has five or more teams a TD or rules secretary is suggested so that the manager is freed from the answering of technical and rule questions all day. If your show is recognized (USEF/USDF) follow all the rules for those shows.

Many questions will be answered and avoided in advance if your scoreboards are exhibited properly and in advance. Team shows are fun and busy. Competent staff is needed for smooth operation. Team shows require extra math work too.

Chef d'Equipe and a helper

Organizes the Awards ceremony

Keeps kids updated on all activities

Presents a brief talk about the rules, procedures, and the Awards Ceremony maybe at a pre-competition party or educational event

Answers questions

Knows the rules and protocol

Helps youth tack-up, tie ties, etc.

Encourages the Horse Manager team member to see to these things if they are new at helping.

The Chef should literally walk from trailer to trailer or stall to stall throughout the day (s) and ask if there are questions or if help is needed.

Competition Educational Clinics or Opportunities for learning

These clinics/opportunities should aim to increase the number of local youth entering the Regional Youth Team Challenge by attracting young riders from outside the normal/local dressage scene of the GMO by providing education which clearly prepares the youth to attend such a competition. Some sort of method should be used to include participation in these activities with the final placing of the team.

Ideas:

Competing as a team, dressage protocol

Quadrille...Quadrilles do not have to be made of matching team members.

Music

Costume

Showing in a formal/informal competition; Best turn out competition

Riding a test; What questions are asked by each test

How to improve scores

Understanding dressage terminology

Grooming, nutrition, "local" health issues, definitions, filling out forms

Team posters; Team science projects or posters; Educational coloring pages

Line a stall with butcher paper, choose a subject and invite youth to draw and communicate with crayons supplied. One wall each team or division.

Publicity

Schooling shows having the Region 9 Youth Team Challenge would benefit from being in the Region 9 Omnibus. Nationally recognized shows have a set regimen that is date conscious in getting the word out in USDF's publications, so you must be in place for all that is available by Sept 1st each year. Regional recognized shows follow that regimen if they wish to be in the Region 9 Omnibus. Some GMO's / Organizations will add the Challenge during the year so the programs will be updated to a web calendar on the Youth Council page of the Region 9 site <http://www.usdfregion9.org> and at <http://www.dressageteams.com>. Remember local newsletters, newspapers, businesses, and horse related clubs and farms.

Prize List for the Region 9 Youth Team Challenge

Print any rules and special information to the Region 9 Youth Team Challenge in the prize list. Print in the prize list any rules or information specific to *the* Region 9 Youth Team Challenge you will be putting on. We recommend adding Dressage Equitation, Musical Freestyle, Pas de Deux, and Quadrille classes. These classes are a fun and wonderful learning experience for horses and riders.

Cover and/or Page One

- Correct name of the competition: Region 9 Youth Team Challenge
 - Date (s) of competition, location
 - Opening date/Closing date
 - State if your show is "USEF/USDF Recognized Competition" (if applicable) or if the Challenge is "NOT a USEF/USDF Recognized Competition" .
 - Manager's name and phone number, Entry Secretary's name, address, phone (if different)
 - State that the team divisions are made when all the entries are in and at the discretion of the management.
- Information on the "get acquainted" party and educational activities if known; otherwise, explain these in your Program.

- Fees
- Entry deadline
- Where to mail entries

Entry Form

If your competition is USDF/USEF Recognized, your entry form must meet USEF requirements as stated in the current USEF Rule Book. Schooling shows must live in the spirit of the USEF/USDF rules and regulations.

Class List

List the standardized classes. Plus add: **The Region 9 Youth Team Challenge uses both Walk/ Trot or TWO contiguous (sequential) W/T/C tests for the scoring. The highest score is used for the team score. If a youth team rider is riding two W/T/C tests out of sequence (still within the USDF/USEF rules) the highest level test is used for the team score.**

Optional in your Prize list :

- Exhibition rides: If you are having schooling show over two days: A musical ride or quadrille shall not be counted as one of the four tests if this extra test is an exhibition ride. It will/will not be judged but not placed and you may have awards for everyone if you like. Walk / Trot and Training Level can be 3 1/5 minutes and the rest 5 mins. You must state it in the prize list. I do all my Youth or Fun musical rides this way. Usually I list the full list of musical options and then also have a costume parade at the end of the first day of a two day show. Schooling shows are really not a problem for team colors but for USDF/USDF recognized shows you must follow the rule book. So listing classes as an exhibition allows the team colors to be worn or not. Participation ribbons can be given. Exhibition classes are not pinned/placed. Costume rides must be named as such in the program.
- Costumes can be used even in a recognized show HOWEVER you must offer them as exhibition rides in your prize list and they must be open to all in the show.
- Horses and ponies are to be braided if the show is USEF/USDF recognized and optional or up to you if the show is a schooling show; BUT you must let the team competitors know in the prize list. I had a two day event and the first day is optional and the second day is not.
- You may have your own additional award for HM's, stable areas, educational achievements, the list is endless. Publish them in the prize list and or Program.

In the Youth Team Challenge section of the prize list include the following information exactly as written here: _____ Copy and Paste this info into your prize list.

AGE:

A rider may compete as a Junior/Young Rider until the end of the calendar year in which they reach the age of 21. You are the age you attain on your birthday of 2006 for that whole year.

TEAMS:

The Region 9 Youth Team Challenge is a unique show for Junior/Young Riders, featuring team competition in dressage, educational programs, team medals and an awards ceremony. The United States Dressage Federation (USDF) Region 9 is sponsoring Challenges so young riders everywhere can join in the fun! There are no qualifying scores needed to enter. *A Youth Team Challenge team is to be 3 or 4 riders in USEF/USDF Recognized shows (never 2) and 2 to 3 riders in Schooling shows (never 4). Challenge schooling show entries have teams of two or three riding members and never four riding members.* You may enter as part of a team or as an individual, and be put on a scramble team. A team of 3 riders may be split into 2 teams of 2 riders each if they agree to pick up a scramble rider. A team may represent a dressage club, farm, barn, instructor, Pony Club, 4-H club, any youth riding club, or be a group of individuals. It may even be a team or individual from another region. Any individual or partial team needing team members is encouraged to send in their entry and a scramble team will be formed. To enter a USEF/USDF recognized show or schooling show send in the Region 9 Team Competition Entry Form with your regular entry. Teams may be mixed levels.

TEAMS: continued

Walk Trot (Intro) team entries **may not** also enter canter team classes, if a horse rider combination canters in the Team Challenge they may not enter as Walk/Trot (Intro).

In a schooling show, a. a rider or a horse may enter two teams as long as each rider/horse combination is only on one of the teams i.e. A rider may ride on two teams only if they are on a different horse on each of the two teams. **b.** Each team member rides two tests. **c.** There is a limit four tests per horse or rider... horses that may be ridden in four tests in an unrecognized show only if the horse is ridden by two different entrants. *Example: Sally on Spot may enter on the Team Glorious, Sally and Daisy may enter on Team Grande, Daisy and Joe may enter on Team Grande and Spot and Joe may enter on the team The Masters.*

In a USEF/USDF recognized show ...Under US Equestrian rules horses are limited to a maximum of three rides per day at Fourth Level and below and 2 rides per day above Fourth Level. (Article 1919(2)) No horse may compete more than once in any Dressage class. (Article 1919(1) Riders are not limited unless show management has specified a limit in the premium list.

You must have an Adult Manager present for the Team and their show contact number must be on record in the office.

Team names are encouraged. Team outfits and colors are encouraged. Have fun with this! Some examples are: Pony Power; Wild Things; The Mountsters; The Tempe Terrors.

ASTM/SEI helmets required and properly fitted while mounted. (FEI riders excepted)

No T-shirts....collar and sleeves required. At Schooling shows or in Exhibition classes horses may wear polos, pads, and brow bands of matching color and riders may match colors with polo shirts, helmet covers, and jods.

Awards Ceremony: Riders will be expected to be dressed in riding clothes or “team uniform” and mounted or un-mounted ,as publicized at the team meeting for the awards ceremony.

No one may ride the team member’s horse anywhere on the grounds the day of the show except its properly entered Youth rider.

All Youth Challenge Teams may also have a youth non-riding team member called a Horse Manager whose job it is to help the team in every way possible. The youth Horse Manager fills in an entry form, pays a small entry fee and is awarded with the team. Parents are encouraged to help. However if the Youth elect to have a Horse Manager that frees up adults for the volunteer pool and enables the Youth to “get it done” on their own.

One whip is allowed and must be in accordance with USEF whip rules

TESTS

Each competitor will ride two tests in their division. All tests used will be current issue. The two tests chosen by each individual will be contiguous/ in sequence such as T1 and T2, T2 and T3, T 3 and T4, T4 and First 1, First 1 and 2, First 2 and 3, First 3 and 4, the only exception being that a cantering rider may ride the hardest tests in contiguous levels such as T4 and First 4, First 4 and Second 4 or they may ride random tests in contiguous levels and their highest test counts.

ALSO: Walk / Trot must ride the two USDF Intro tests and that horse and rider combination may not canter in the Challenge.

Riders competing in FEI divisions will only ride one test.

AWARDS

Regional rider team medals on neck ribbons will be awarded for first through sixth place in each division. Placing will be determined by the average of each team's total score. Any division with more than six teams will be split. Regional rosettes will be awarded to the Individual High Score Champion and Reserve in each division. Riders will be expected to be dressed in riding clothes and It would be nice if mounted for the awards ceremony. Please take pictures to be sent to the Region 9 Youth Council Chair.

SCORING

All scores from each team member will be counted. No scores will be dropped. Total % average or the highest % score from each team member will be added together with the like from each team rider and divided by the number of team members to compute team placing. Two and three riding member teams may be in the same division because the team average score is found by dividing the total %scores by the number of riders in a team.. *Information: In the USDF Region 9 Youth Team Regional Championships 2 member teams are not allowed ever.* The Region 9 Youth Team Challenge allows two member teams to provide a venue for more total numbers of team entries on a local level. We may change this in the future but the Challenge was conceived to help dressage team fun and education to be made available while considering Region 9’s vast driving distances.

Ordering Awards after entries arrive and in time for delivery

Entries for Youth Challenges must close to enable you to have the order to Mary three weeks before you receive them. Some planning is necessary. PLAN for a closing date 4 weeks before the event. That gives you 2 days to make divisions and order.

Special Championship awards for riders and HM's are provided at no charge to your competition. It is not necessary to order your own ribbons or trophies unless the host organization chooses to offer additional awards. The Region/Challenge Program does not provide horse awards for this competition. The special team awards consist of a gold tone Regional medal hanging from a neck ribbon in the traditional colors for First through Sixth place (i.e. First place = blue, Second place = red, etc). To ensure that every rider, on every team, receives a medal, split the division if you have more than 6 Teams entered in a division. Your team members will be choosing two contiguous tests to ride in the Challenge. These are test groups and can be used to place the team in a Division. Often the whole team will choose the same tests. Mixed test group teams are allowed and are usually quite easy to put into Divisions.

If you have 6 teams in one division and only two or three in all the others please split the large division down using rider's or horse's age or breed or some such variable to make the contest fair overall. Or combine two small divisions if they are the only small divisions. If the whole or most of the show is mixed teams, find a way to put them in divisions...such as all teams with one walk trot member in one division or teams with very young kids in one division. A maximum of six teams can be entered in each division. If you have more than six similar teams split the divisions into two groups. (Division A 1 and Division A 2, or some such idea.) What ever you do ...do it in fairness.

You may give names to the Divisions such as Colors, Local themes, Nicknames etc.

If you have two or more judges for your competition, schedule the rides so that each rider shows under both judges. Use the same judges for every team within a division to facilitate continuity of scores.

The announcer's result sheet should be made up in advance, by teams. List all teams, rider and horse names and leave blanks for their total scores and placing. If your Program is set up this way, you can simply use a copy of it. During the competition this result sheet can be filled out as the scores are calculated. The Announcer will use this information during the Awards Ceremony.

As soon as you have scheduled order your medallions.

Order first through the necessary placing, up to sixth place, awards for the divisions. For example, when ordering, if you have six Two-rider teams in a division, you should order 12 medals for that division (2 first place medals, 2 second place medals, and so on). Don't forget the Horse Managers...the order form has a reminder. In addition to the team medals, the high scoring individual champion and reserve champion from each division receive tri-colored rosettes. These are also provided by the Region or a Sponsor. Left over awards are returned with your report.

To order the Team awards:

Use the Awards Order Form provided in this packet. Remember, Region 9 Youth Council Chair must receive your awards order no later than 3 weeks prior to your competition. If you have any questions about placing your order, contact

Mary Wetzel , Region 9 Youth Council Chair at: 25840 N 4010 Rd, Bartlesville, OK 74006
Phone: 918/335-2683; E-mail: chsmadowfrm@aol.com

The Competition Program (two weeks in advance)

Your competition program should contain the following:

- Use the title " Region 9 Youth Team Challenge."
- Ride times
- Judges
- List of the different teams and the horse/rider combinations.
- Day, time and description of Youth party and/or meeting
- Day, time, place, and type of Awards ceremony.
- Sponsors

During the Competition

Youth Rider Meeting

A special brief Youth meeting should be scheduled. If teams are arriving the day before the competition, an evening meeting works great. The young riders get to meet each other before the show, and they are usually ready for some food and relaxation after a long day of preparing for the competition. An evening format gives you time to review competition rules, go over procedures for the Awards Ceremony and explain how the final team placing will be calculated. Another option is to get the participants together to discuss ideas and concerns of interest to Junior/Young Riders. You may want to invite your region's Youth Executive Board member to talk to the competitors about programs for young riders or to circulate.

Special Touches

- Stall assignments grouped by team. Have a stall decoration contest!
- "Souvenir" T-shirts. You can have a silk screen made of your own special design!
- Inspire team camaraderie with a picnic or a pizza party followed by an educational program, such as a Judges Viewpoint seminar.
- A pre-competition Junior/Young Rider mini-clinic in your immediate area. Encourage dressage clubs around your Region to offer clinics, too. The cost should be kept as low as possible.
- Special awards (example: best turnout, best sportsmanship, or humorous).

Decision Making

Because this competition has specific goals in mind, if you have special circumstances that require a decision, you are encouraged to keep the following guidelines in mind:

1. Find a place on a team for every rider who wants to participate.
2. If the competition is not USEF/USDF Recognized, rules can be modified from USEF rules, with an eye toward fulfilling the purposes of the competition: education and having a positive competition experience.

Team Scoring Instructions

Make copies of the "Team Scoring Sheet" included in this packet. This will help you keep track of the team scores and placing. Scores should be posted frequently (every couple rides) throughout the day. Scoreboards should list the scores by team.

Individual High Score Winners

In each division, the individual riders having the highest score and second highest score, will be recognized as the Individual High Score Champion and Reserve respectively. No calculation is necessary to determine the winners. Simply look for the two highest scores received on any test within a division. Do this for every division.

The Announcer

Before the competition, give your announcer a copy of the program and a listing by team name and rider number. Before and after each ride, the riders' names and the teams they are riding for should be announced. The announcer should be given the necessary information on high point individuals by name and team.

The (suggested) Awards Ceremony

The awards presentation at your Region 9 Youth Team Challenge should reflect the special atmosphere and circumstances found at a championship competition. The awards should be presented in a formal, mounted (IF possible), ceremony with riders in show attire or team outfit.

- Begin the ceremony as early as possible after the last team ride so competitors and spectators don't have to wait too long. The ceremony can begin as early as 30 minutes from the end of the last ride, if you schedule one or two divisions to finish by mid-day. Begin the ceremony with these divisions. Meanwhile, the tests from the other divisions can be tabulated and team placing determined.
- The Chef d'Equipe (or other previously designated person) should be told ahead of time which divisions he/she can start lining up and the final placing for those divisions. Fifteen to twenty minutes before the start of the awards ceremony he/she should arrive in the "holding area" and start getting the kids lined up by team and division, starting with the first division that will be announced.
- Line the teams up in order of placing, from sixth place to first, preferably some distance away from the arena (pre-arrange where). The last divisions to finish their tests should be lined up last for the ceremony to give the scorers time to finish their calculations.
- The Announcer should also have been given a list showing the order in which teams should be called into the arena. Flag any High Score or Reserves on the announcer's copy.
- At the designated starting time, the Announcer should start the special music tape, introduce the ceremony and the awards presenter (s). The Announcer can then begin calling the teams into the arena one at a time, starting with the sixth place team. During the presentation of each team, the Announcer should turn down the music.
- The team should enter four abreast at A, ride down the center line in the walk, and stop at "G." The Announcer will announce the Team, rider, and horse names while they are walking in. The pre-arranged "dignitary" will then present each rider with her/his medallion. Any High Score awards won by that team's members should be announced and presented at this time.
- Then the Announcer will say "Victory Pass, please," and the riders continue down the center line to "C," split to the right and left and trot or canter to the end of the arena, coming to the walk just before exiting. The Announcer should turn up the music for the victory pass, and re-announce the team's name ("Ladies and Gentleman, I give you the [team name]."). Then announce the next team.
- An awards ceremony with this procedure goes faster and with less confusion than with the whole division in the ring. Also, the kids feel more honored because they receive their own "moment in the sun."

After the Competition Scores, prize list, and photos

The Organizers Summary:

***A copy of the scores and the teams placing, a prize list and program, remaining awards, the organizers summary and if possible, pictures should be sent to Mary at:**

Mary Wetzel
Region 9 Youth Council Chair
25840 N 4010 Rd
Bartlesville, OK 74006

Phone: 918/335-2683; E-mail: chsmdowfrm@aol.com

In addition, if this is a USEF/USDF Recognized competition, you are required to report the results after the show using USDF recording forms or a computer print out that follows that format. You must report results from all classes of Training Level or higher, with each class recorded separately. Although official results for USEF and USDF should be recorded by class, scoreboards should be posted by team. The scoreboard can simply be a larger version of the "Team Score Sheet" which is included in this packet. If the show is recognized by USEF/USDF The complete results of the show should be sent as usual to the recognizing bodies but Mary still needs the list above in bold*.

- It would be nice to have: Several clear photos of your Challenge, free of background clutter. Behind-the-scenes candid shots and competition shots are also recommended. Do not write directly on the photos; this may create a raised image that will reproduce. Attach a gummed label with the Team name, Region, presenter (s) name, riders and horse names. Enclose a photo release forms from the photographer for permission to use in publicity such as the Regional press and the USDF Connection or Yearbook.

I wish to give credit and a thank you to the USDF Youth Council Programs for the liberties I have taken in using many of the combined ideas and much of the successful language in the Organizer Guidelines from the two USDF Region __ Youth Team Regional Championships per region. Region 9 has found that program to be most successful at our recognized shows and it is hoped that the Region 9 Youth Team Challenge will fill the Schooling show venues with dressage and education in the same team atmosphere on a very local level. It is also my personal hope that Region 9 has so many of these Youth Team Challenges that Youth will enjoy traveling to as many as they possibly can. Personal thanks to Sheila Forbes (at the USDF office) and Kat Kyle (Region 9 Director).


Mary Wetzel
Region 9 Youth Council

Organizer Host Application for Region 9 Youth Team Challenge

A. Competition Information


| | | |
|----------------------|--------|-----|
| Sponsoring: | | |
| Date of Competition: | | |
| Name of Facility: | | |
| Address: | | |
| City : | State: | Zip |


B. Competition Recognition

 Will this event be held in conjunction with a USEF/USDF Recognized Competition? **Circle one** **YES** **NO**

What is the Name of the Competition _____

Note: The Competition Manager and Secretary **MUST** agree to abide by all USEF and USDF rules regarding non-recognized classes and competitions. NON-recognized classes cannot be held during a recognized competition and therefore must be recognized as well or offered on a separate day from the recognized competition.

 Will the Region 9 Youth Team Challenge portion of the competition be absorbed into the recognized show and be in accordance with USEF and USDF and an additional separate scoreboard will be added to show how the teams are doing? **YES** **NO**

 Will this event be held at a schooling show sponsored by a GMO or/and an organization with experience and insurance?
Circle one **YES** **NO**

Competition Manager Information

| | | |
|----------|--------|-----|
| Name: | | |
| Address: | | |
| City: | State: | Zip |
| E-mail: | | |

For required approved signatures: Please send to Regional Youth Coordinator first as she coordinates the awards.
SEND Application for signatures to:

Mary Wetzel Region 9 Youth Coordinator
25840 N 4010 Rd
Bartlesville, OK 74006

Your information will be sent from Mary to Kat and then on to Sheila at USDF.

USDF Regional Youth Council Regional Coordinator

Date

USDF Regional Director

Date

You will be asked to send proof of insurance with USDF named as insured as the final step of the application. You will be notified as soon as possible after we receive this so you can get that to us. It is our intention to have as many of these Youth Challenges as we possibly can. If you know of any business who would like to sponsor, please let Mary know.

Awards Order Form

Region 9 Youth Team Challenge

Please send this form to Mary Wetzel **AT LEAST 3 WEEKS PRIOR** to your competition:

Mary Wetzel
 Region 9 Youth Council Chair
 25840 N 4010 Rd
 Bartlesville, OK 74006

Phone: 918/335-2683 E-mail: chsmadowfrm@aol.com

ALL ORDERS WILL BE SHIPPED STANDARD MAIL OR UPS GROUND

Region 9 Competition date: _____ Total number riders _____ HMs _____

Total number of divisions: _____ Total number of Teams per division _____

ROSETTES

Champion: _____

Reserve Champion: _____

MEDALS

First Place: _____

Second Place: _____

Third Place: _____

Fourth Place: _____

Fifth Place: _____

Sixth Place: _____

| | | |
|--|--------------------|--------------------------------------|
| <p>Example</p> <pre> graph LR Division --> LuckyLadies[Lucky Ladies] Division --> ATeam[A Team] Division --> TheMasters[The Masters] LuckyLadies --> Rider1[Rider 1] LuckyLadies --> Rider2[Rider 2] ATeam --> Rider3[Rider 3] ATeam --> Rider4[Rider 4] TheMasters --> Rider5[Rider 5] TheMasters --> Rider6[Rider 6] </pre> <p>One division (Make Divisions when all entries are in)</p> | <p>Three teams</p> | <p>Six riders Plus 2 HMs</p> |
| <p>Your order for this one division is:</p> <p>8 neck medals:</p> <p>3 each First through Third Place (one medal will be sent back because you only have 2 HMs)</p> <p>Plus One Champion HP And One Res. Champ HP</p> | | |

****Note:** In each division, there can be a maximum of 6 teams with either 2 or 3 riders per team (maximum of 18 riders per division). For example: In division A, if there are 4 teams (with 3 riders on each team) you would need 3 medals at First place, 4 medals at Second Place, 4 medals at Third Place and 4 medals at Fourth Place.

In addition to that, you will need one Champion and one Reserve Champion rosette for the individual with the highest score (Champion) and the second highest score (Reserve Champion) per division.

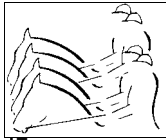
Ship awards to:

 Name Title Day Phone

 Street Address (UPS will not deliver to a P.O. Box) e-mail

 City/ State/ Zip

Region 9 Generic Team Participation Form to be included in with normal entry forms for the show you are entering



**2006 Region 9 Team Participation
Omnibus Team Entry Form**

circle one Adult Team Competition, *or* Youth Team Challenge, *or* Youth Team Championship
Please fill in this form and send it along with your completed show entry.

Name _____

Horse name _____

Team Name _____

Team Level _____ *or* Mixed Level Team *circle Yes*

Check this box if you do not have a team:

I do not have a team and would like to be placed on one if possible.

My Team Tests are _____

I do understand that the show secretary may not be able to place me on a team.

Note to all team competitors

Enter the appropriate classes for your level on the appropriate forms from the prize list/show bill of the host show in order to compete at your requested level in Adult Team or Youth Team competitions. USEF rules apply at recognized shows. These rules allow the managers a variation of class options for teams. Read the prize list for each show. A team might be one level or mixed levels. The show management will decide on divisions after all entries are in. Additional information is available from the host show manager.

Sample Completed Score Sheet Region 9 Youth Team Challenge

Region 9 Youth Team Challenge

DIVISION The Autumn Leaves

| Horse | Rider | First test % | Second test % | Highest % score Each rider | Team Average | Education score or % | T and E total or average | Place |
|---|-----------|----------------------|----------------------------------|-------------------------------|---------------------------------|----------------------|--------------------------|-------|
| THE FUN TEAM Horse Manager <u> Hanna E </u> | | | | | | | | |
| Blackie | Joe M | Training 1 66.316 | Training 2 70.392 | 70.392 | Add these two and divide by 2 | | | |
| Red | Sally H | Training 3 57.674 | Training 4 58.261 | 58.261 | | | | |
| COLOR ME CUTE Horse Manager <u> None </u> | | | | | | | | |
| Sprinkles | Celeste D | Intro A 65.00 | E | 65.00 | Add these two and divide by 2 | | | |
| Spot | Kim R | Second 3 62.895 | Second 4 64.118 | 64.118 | | | | |
| JUST SMILE Horse Manager <u> Jerry M </u> | | | | | | | | |
| Rowdy | Hailey H | Training 3 54.091 | Training 4 53.846 | 54.091 | Add these three and divide by 3 | | | |
| Buck | Bill J | Training 1 56.818 | Training 2 48.462 | 56.818 | | | | |
| Thunder | Nancy T | Intro E | E Take lowest score of this team | 48.462 | | | | |
| Division High Point <u>70.392</u> <u>Joe Miller</u> Division Reserve High Point <u>65.000</u> <u>Celeste Hall</u> | | | | | | | | |

Special Notes:

NOTES

It is hoped that every rider is given encouragement and help, and that every rider is included in the medals. Elimination is not an option. Many times a rider who has riding problems is a great team member and adds to the team in many other ways. The team is better for that. :-)

The education portion is to help with equalization of effort.

The scoreboard has the results of the educational challenges you have presented. Those educational challenges may change the % standing if you like or they can have separate awards. Decide ahead of time and be sure your scoreboard sheet CLEARLY reflects what to plan to do.

DIVISION _____

2 or 3 riders per team

| Horse | Rider | First test % | Second test % | Highest % score Each rider | Team test Average % | Educational Points Or % | Team T+E %+ points Or %Average | Place |
|-------|-------|--------------|---------------|----------------------------|---------------------|-------------------------|--------------------------------|-------|
|-------|-------|--------------|---------------|----------------------------|---------------------|-------------------------|--------------------------------|-------|

Team Name _____ Horse Manager _____

| | | | | | | | | |
|--|--|--|--|--|--|--|--|--|
| | | | | | | | | |
| | | | | | | | | |
| | | | | | | | | |

Team Name _____ Horse Manager _____

| | | | | | | | | |
|--|--|--|--|--|--|--|--|--|
| | | | | | | | | |
| | | | | | | | | |
| | | | | | | | | |

Team Name _____ Horse Manager _____

| | | | | | | | | |
|--|--|--|--|--|--|--|--|--|
| | | | | | | | | |
| | | | | | | | | |
| | | | | | | | | |

Team Name _____ Horse Manager _____

| | | | | | | | | |
|--|--|--|--|--|--|--|--|--|
| | | | | | | | | |
| | | | | | | | | |
| | | | | | | | | |

Team Name _____ Horse Manager _____

| | | | | | | | | |
|--|--|--|--|--|--|--|--|--|
| | | | | | | | | |
| | | | | | | | | |
| | | | | | | | | |

Team Name _____ Horse Manager _____

| | | | | | | | | |
|--|--|--|--|--|--|--|--|--|
| | | | | | | | | |
| | | | | | | | | |
| | | | | | | | | |

Division High Point _____ Division Reserve High Point _____

Notes

Organizer Competition Summary Region 9 Youth Team Challenge

A Region 9 Youth Team Challenge Show:

Page 1 of 2

Date of Competition _____

Name of Facility City State

Name and date(s) of competition you combined with if applicable.

1. Was the Region 9 Youth Team Challenge portion of the competition USEF/USDF Recognized ?

YES

NO

2. Number of Judges used for the Team Challenge _____ per arena _____

number of arenas _____

3. Entry Fee for the Youth _____

4. Total number of Teams attending _____

Total number of Riders attending _____

Total number of Horse Managers attending _____

Total number of Divisions _____

5. Area, GMO's or States represented in your competition _____

6. Please indicate the number of Youth riders you had in the following levels.

Intro _____

Second Level _____

Training _____

Third/Fourth Level _____

First Level _____

FEI _____

7. Competition Format

8. Were Quadrille, Musical Freestyle, Pas de Deux and/or Dressage Equitation classes offered?

YES

NO

If not, why not

Organizer Competition Summary

Region 9 Youth Team Challenge

Page 2 of 2

9. Educational Activity Use additional paper or below if necessary.

10. When did you have your Youth Meeting/Party and what did you do.

11. Tips for future organizers:

12. Comments, Questions, Areas to improve

Please attach a Program, Competition Results and Show Photos and Mail to:

Mary Wetzel
Region 9 Youth Council
25840 N 4010 Rd
Bartlesville, OK 74006

Chsmdowfrm@aol.com
(918) 335-2683